




# The Grapevine



500 Sunset Drive South  
St. Petersburg, FL 33707

www.gardenclubstpetersburg.org  
E-Mail: Gardenclubstpete@gmail.com  
Editor: Rosemary Miller



March 2022

Volume 62

Issue III

## Coming Soon!

### March 25 and 26 FLEA MARKET AND PLANT & GARDEN SALE



#### Timeline for Flea Market Week:

Monday 9 am-3 pm  
Tuesday 9 am-3 pm  
Wednesday 9 am-3 pm

These 3 days priced items can be brought to the club.  
Clothes need not be priced.

Thursday 9am-12 noon Put finishing touches on the tables.  
Thursday 4:30-7:00 pm Preview Night  
Friday 7:30 am-3:00 pm Sale Day  
Saturday 7:30 am-1:00 pm Sale Day  
(Followed by Clean-up)

- Clothes should be clean and in good condition on hangers (hangers at Garden Club). Do not price.
- Donated items should be in good condition and priced.
- We would like antiques and beautiful pieces of home decor along with linens, books, small pieces of furniture, pictures, lamps for preview night.
- Jewelry is always welcome. You can bring it in early and leave in the Boutique (if opened) marked for flea market.
- Plants are always needed. This is always popular so we need lots of them.
- Volunteer your time and energy for a good cause.
- Hope to see you there.

#### 2021—2022 Executive Committee

President	Alan W. Comeau	Recording Secretary	Suzanne Bareham
First Vice President—Programs	Nancy Steinbuechler	Corresponding Secretary	Helen Tilden
Second Vice President—Membership	Helen Harvey	Also serving on the Executive Committee—non-voting members:	
Third Vice President—Budget & Finance	Liz Coerver	Past President & Advisor	Cindy Ordes
Treasurer	Joyce Drew	Parliamentarian	Karen McKenna
Assistant Treasurer	Beth Timberlake		

#### Garden Club Calendar 2022

The Garden Club of St. Petersburg, Inc.  
All Members Meetings

Second Tuesday of the Month in September,  
November, January, March & May

Note: Please go to Calendars for additional information.  
Meetings at Garden Club unless a different location indicated.

#### MARCH 2022

- |        |              |  |
|--------|--------------|--|
| Mar. 4 | 10:30 am     | Board of Directors Meeting<br>Host: Beth Timberlake  |
| Mar. 6 | 1:00-3:30 pm | Youth Gardening<br>Meet in the Butterfly Garden  |
| Mar. 7 | 10:00 am     | Creative Crafts for all GCSP members<br>Program: Teapot Yard Art<br>Guest Artist: Linda Myers<br>Materials Cost: \$4 for Members<br>\$5 for Guests   |
| Mar. 8 | 1:00 pm      | GCSP General Meeting<br>Free to all members and Guests.<br>Program: Make and Take<br>“Floral Topiary”<br>Speakers: Barbara Kirkconnell<br>and Jill Anderson<br>Bring your clippers and creativity for<br>an afternoon of fun.<br>Host: Floral Design |
| Mar. 8 | 1:45pm       | Floral Topiary Program. No charge<br>for observing the assembly by the<br>registered participants.   |
| Mar. 8 | 6:30         | Night Gardeners Meeting<br>Program: Composting<br>Speaker: Anne Ware<br>Hosts: Lisa Benedict, Juliann<br>Benedict Dolney and Anne Ware.  |

Calendar continues on Page 3

#### The Garden Club is Available to Rent.

Contact Carol Lucia,  
or see Rental Information on our website,  
[www.gardenclubstpetersburg.org](http://www.gardenclubstpetersburg.org)

**Do You Need a Facility for an Event?**

**GCSP General Meeting  
March 8, at 1:00 pm**

**Following the meeting, join us for a**

**“Make & Take” Floral Topiary  
\$22.00 pre-paid**

**Members are invited to observe the  
Make & Take Demonstration  
Free of Charge  
following the General Meeting**

*Registration is available online*  
Bring your clippers and enthusiasm  
and go home with a completed floral topiary  
for only \$22.00.

**Registration DEADLINE is February 22nd**

**GCSP Flower Show at  
the Green Thumb Festival**



We are so proud that the Garden Club of St. Petersburg is presenting their Flower Show, “Let’s Go” and the best part is it is being held at the Green Thumb Festival which attracts 30,000 people. The festival is held at Walter Fuller Park on April 23 & 24, 2022 and we hope to see you there.

This is a wonderful opportunity for you to participate by working as a volunteer, bringing your prized plants, participating in the NEW design companion class where you can create a beautiful creative design; enter an artistic craft; enter photos; or enter miniature gardens. So much to choose from and you gain the satisfaction of participating in the Flower Show. WE NEED YOU TO ENTER THE FLOWER SHOW! So, go to our website:

<https://gardenclubstpetersburg.org/flowershow> and look at the schedule. You can fill out the entry form on your computer and send. How easy is that. We do need host/hostesses and you can contact Joanne Keohane at 727-360-1978 to sign up. So call Joanne who will tell you how easy it is to be a hostess and it is only for 3 hours either on Saturday or Sunday. You will learn so much about our show.

Did I mention, the Flower Show is GCSP’s largest community service event. That means the hours you work as a volunteer is counted toward our community service. So members, lets get ready for the show.

The Garden Club of St. Petersburg is known for their great flower shows and I know you want to be a part of this event.

Remember, the plants you enter must be in your possession for at least 90 days. Any questions, you may email me at [jlankerberg@gmail.com](mailto:jlankerberg@gmail.com).

*Jan Ankerberg, Flower Show Chairman*

50<sup>th</sup>



**March  
25 & 26, 2022**

**Timeline for Flea Market Week:**

Monday 9 am-3 pm  
Tuesday 9 am-3 pm  
Wednesday 9 am-3 pm

These 3 days priced items can be brought to the club.  
Clothes need not be priced.

Thursday 9am-12noon Put finishing touches on the tables.  
Thursday 4:30-7:00pm Preview Night  
Friday 7:30 am-3:00 pm Sale Day  
Saturday 7:30 am-1:00 pm Sale Day  
(Followed by Clean-up)

- Clothes should be clean and in good condition on hangers (hangers at Garden Club). Do not price.
- Donated items should be in good condition and priced.
- We would like antiques and beautiful pieces of home decor along with linens, books, small pieces of furniture, pictures, lamps for preview night.
- Jewelry is always welcome. You can bring it in early and leave in the Boutique (if opened) marked for flea market.
- Plants are always needed. This is always popular so we need lots of them.
- Volunteer your time and energy for a good cause.
- Hope to see you there

**Flower Show**

We need entries in the following:

**Designs:** Two Cascade designs; one reflective design; and 4 in the New Companion Class (where two members can work on a creative design) and the best part is our Floral Design group will help guide you to becoming a creative floral designer. Questions on the New design, call Joanne Keohane, 360-1978.

**Botanical Arts: Artistic crafts.** Consultant: Judy Zimmerman. Ph. 420-1700. We need two dried flower pictures.

**Photography:** Consultant: Jill Anderson: ph. 798-1970 I am happy to say almost full.

**Botanical Horticulture:** Container grown miniature garden. Consultant : Jan Ankerberg. Ph. 415-1499.

We need a total of 12 entries to be judged in all categories: foliage, succulents, cactus, and any other worthy container grown miniature garden.

**Plants:** We need your beautiful plants that you have taken care of and want to show to the many people who come through the show. Just remember, the plants must be in possession for 90 days prior to the show.



Mar 10	10:30 am	Garden Buds Meeting Program: Container Gardening; Bring a container, the rest will be supplied. \$15 for non members \$10 for members. Follow directions on the form in the January Grapevine and register by Feb 20th.
Mar 15		April Grapevine Deadline
Mar 16	10:00 am	Floral Design Meeting- Program: Manipulating plant material Presenter: Carol Friedman of Manatee River GC conducts a hands on program. Bring your own snips or clippers. Free to Members, guests \$5.
Mar 18		Deadline to RSVP "Fools for Wines and Vines." Register online or with Nancy Steinbuechler. \$15 pp
Mar 20	1:00 pm	Set up Tables only for Flea Market
Mar 21-23	9am-3pm	Members bring in items for the Flea Market .
Mar 24	5:00-7:00 pm	Preview Night Pre-Sales
Mar 25	8:00-3:00 pm	FLEA MARKET AND PLANT and GARDEN SALE
Mar 26	8:00-1:00 pm	FLEA MARKET AND PLANT and GARDEN SALE Interest groups are asked to support this with donations and workers
Mar 25-27		Art In Bloom—Museum of Fine Arts, St. Petersburg, FL
Mar 27		Art In Bloom Tour and Lunch nearby. \$15 admission Contact: Karen McKenna
Mar 27	1:00-3:30 pm	Youth Gardening meet in the Butterfly Garden.
<b>APRIL 2022</b>		
Apr. 1	6 pm-8:00 pm	Fools for Wines & Vines Speakers: Bessie Morse and Mary Pat Troy. An educational presentation from two of our Master Gardeners on the recognition and benefits of our Florida vines followed by a wine and cheese social. Your admission fee includes program, 2 glasses of wine, assorted cheeses and door prizes \$15/pp.
Apr. 4	10:00 am	Creative Crafts—all G.C.S.P. members Program: Laminated bookmarks Guest Artist—Helen Tilden. Cost of materials \$4 for members, \$5 for guests
Apr. 8	10:30 am	Board of Directors Meeting. Host: Karen McKenna
Apr. 10	1pm - 3:30 pm	Youth Gardening meet in the Butterfly Garden
Apr. 12-14		F.F.G.C. 2022 Convention, Kissimmee, FL
Apr. 12	6:30 pm	Night Gardeners—Program: Coleus Speaker: Gretchen Eaves Hosts: Tina March, Gary Myers, Gretchen Eaves
Apr. 14	10:30 am	Garden Buds—carpooling Blueberry picking at Blues Berry Farm in Plant City. Owners will give a talk on growing blueberries. Wear comfortable shoes and bring water. Let's go blueberry picking. Cash only for blueberries.

**Friday, April 1, 2022 at 6:00 PM**



# FOOLS

## For Wines and Vines

**SPEAKERS**  
**Bessie Morse and**  
**Mary Pat Troy**

An educational presentation from  
two of our Master Gardeners on  
the recognition and benefits of  
our Florida vines, followed by a  
wine and cheese social.

**\$15 per person**  
Wine, Cheese, and  
Door Prizes

[gardenclubstpetersburg.org/fools-for-wines-and-vines](http://gardenclubstpetersburg.org/fools-for-wines-and-vines)

### CREATIVE CRAFTS

The Garden Club of St. Petersburg  
welcomes all adults to our Creative Craft  
Programs which are offered at the Garden  
Club on the first Monday of the month, (or  
second Monday if the first it is a holiday,)  
from September through May. Cost is \$4  
for GCSP members and \$5 for guests for  
the materials. The class is from 10:00 am  
to noon at the Garden Center. A sense of  
enthusiasm and a wish to meet fun and  
creative people is all that is necessary,  
though your own scissors and a pencil are  
always helpful.



On Monday, March 7, 2022 we will be making Teapot  
Garden Art.

**WE ARE**  
**Hiring!**  
**JOIN OUR TEAM**



### Flea Market Workers Needed

Please contact either Cathy  
Garner or Sandi Fox (345-  
4693). Help needed Thursday  
night. Friday and Saturday.  
We need your help in all areas  
of the sale. You can work with  
your personal schedule.

## General (All Members) Meeting Entrance

**Y**ou will notice a few small changes that will make a big difference in our environmental impact when you arrive for Garden Club General Meetings. As you enter the building you will “sign-in”. This attendance record will be compiled and analyzed to determine future programs of interest to you. If you bring a guest, be sure they include a phone number on the sign-in sheet so our Membership Committee can follow up.

Next, you will see “sign-up” sheets for any volunteer needs in the coming

months. Bring your calendars. Our new website will enable you to sign-up on-line as well and receive email reminders prior to the event. After you sign-in and sign-up you can “drop off.”

Collection banks are eager to put your loose change to good use (World Gardening, Penny for Pines). Also, bring your donation items for resale in our Boutique, wine corks, local charity essentials (Brookwood, Daystar, Pinellas Hope, etc.) The General Meeting programs scheduled for this year are all “interactive,” meaning you will be asked

to bring something from home to fully participate. Be sure to check the Grapevine or your Yearbook for specifics. Name tags will not be stored at the club but distributed to each member, so before you leave home to attend a meeting at the garden club, run through this checklist. Do I have my nametag, calendar, loose change, donation items, money for boutique shopping, opportunities or 50/50, checkbook for events and the General Meeting requested item? This club belongs to each of us and you are a critical member to its success!

### Special Interest Groups


As a benefit of membership, the club offers several special interest groups. These groups have a specific focus, but they are also a chance to get together in smaller groups and socialize with other members.

Come try one out—you’ll find many friendly faces! Anyone can introduce a new special interest group by presenting the idea to the president.

### The Garden Club is Available to Rent.

**Do You Need a Facility for an Event?**

**Contact Carol Lucia,**  
or see Rental Information on our website,  
[www.gardenclubstpetersburg.org](http://www.gardenclubstpetersburg.org)



### SAVE YOUR WINE CORKS

Save your wine corks and bring them to the Garden Club. Whole Foods Market sends them to be recycled. Another way to save our earth and enjoy wine at same time!



### MEMBERS PLEASE NOTE

All members can add notices and pictures for the Garden Club’s Facebook page by sending them to:  
[gcsfacebookpage@gmail.com](mailto:gcsfacebookpage@gmail.com)

Dear GCSP Members,

Welcome to some modern technology at our club. The QR scanner code on page 107 of our yearbook is a quick and easy way to access our website. Simply hold your mobile camera over the code and our website will pop up on your screen. You can be up to date on the happening at our club in no time at all.



*Cindy Ordes*

# Amazon Smile

**Amazon Smile** is a simple and automatic way for you to support your favorite charitable organization every time you shop, at no cost to you. When you shop at AmazonSmile, you’ll find the exact same low prices, vast selection and convenient shopping experience as Amazon.com, with the added bonus that Amazon will donate a portion of the purchase price to your favorite charitable organization. You can choose from nearly one million organizations to support, including the **Florida Federation of Garden Clubs Inc.**



**AMAZON SMILE** is back with FFGC! Please go to [smile.amazon.com](http://smile.amazon.com) and set up FFGC as your Smiles charity or change your current charity to FFGC. If you have any problems setting it up, please do not hesitate email me at [feif@bellsouth.net](mailto:feif@bellsouth.net) or call at 352-356-2751. You can also Google “how to change your charity on Amazon Smiles”. It will walk you through the steps. See you on Amazon Smiles!

**Which products on AmazonSmile are eligible for Charitable Donations?** Tens of millions of products on AmazonSmile are eligible for donations. You will see eligible products marked “Eligible for AmazonSmile donation” on their product detail pages. Recurring **Subscribe-and-Save** purchases and subscription renewals are not currently eligible.

**Can I use my existing Amazon.com account on AmazonSmile?**


Yes, you use the same account on Amazon.com and AmazonSmile. Your shopping cart, Wish List, Wedding or Baby Registry, and other account settings are also the same.

Amazon Chair, *Linda Feifarek-Johnson*



## February 8 General Meeting Cooking With Chef Nicci Stokes

Our cooking program at the General Meeting on February 8 stirred up quite a crowd with over 70 people attending our class on the “secrets of fresh herbs”, we dined on Chef Nicci Stokes’ creations of rosemary lamb, lavender shortbread cookies and bruschetta. Her recipes follow.



### Lavender Shortbread Cookies

SERVINGS: 24  
PREP TIME: 10 MINS  
COOK TIME: 25 MINS  
TOTAL TIME: 1 HR 35 MINS

#### Ingredients

2 tsp dried lavender  
3/4 pound salted butter at room temperature  
1 cup sugar  
1 tsp vanilla extract  
17.5 ounces by weight all-purpose flour (3.5 cups measured)

#### Instructions

- Grind the lavender up very finely using a mortar and pestle, until it is almost a powder.\*
- In a stand mixer\*\* fitted with the paddle attachment, mix together the butter, sugar, and lavender powder until combined and spread around the bowl.
- Add the vanilla and mix just until it disappears.
- Add flour to the bowl, and mix together until a dough ball forms.
- Roll the dough out on a baking mat about 1/2" thick, then cut desired shapes. Squares, rectangles, and circles all work well.
- Place the cookies on a sheet tray, and refrigerate for 1 hour, until cold and firm to the touch.
- Preheat oven to 350F.
- Bake the cookies for 20-25 minutes, until the cookies are lightly golden brown on the edges.
- Let the cookies cool to room temperature and enjoy!

#### Notes

\*If you don't have a mortar and pestle, chop the dried lavender as finely as possible with a knife, or bash it with a rolling pin.

\*\*You can use a hand mixer as well, but you'll need to do more kneading and shaping at the end. The stand mixer will beat it into a cohesive dough that can be rolled, but a hand mixer will not. It just kind of “tosses” it about as crumbs, so you'll need to shape it more by hand at the end before rolling.

#### Nutrition

Calories: 209kcal, Carbohydrates: 24g, Protein: 2g, Fat: 11g, Saturated Fat: 7g, Cholesterol: 30mg, Sodium: 101mg, Potassium: 25mg, Sugar: 8g, Vitamin A: 355IU, Calcium: 7mg, Iron: 1mg

Cara Mel's Bakery – caramelsbakery.com – thecaramelsbakery@gmail.com – 7276005509



## Rack of Lamb Recipe

(2 servings)

#### Ingredients

1 rack of lamb (about 1.5lb)  
2 tablespoons fresh rosemary, chopped  
5 cloves of garlic  
2 tablespoons olive oil  
1.5 teaspoons of salt

#### Instructions:

Trim fat off the rack

Generously add Olive oil, salt, fresh chopped rosemary and garlic.

Put in the refrigerator at least overnight for two days is even better.

Hint: I use an excess of garlic and rosemary and it makes it the best!!!

Pull out of the refrigerator and let it get to room temp.

Heat grill to 425 and cook for 5 to 8 min per side depending how you like them cooked and their size. I like my lamb medium rare....make sure the bones stay upright.

Happy cooking!!!

## Tomato Bruschetta Recipe

(6 servings)

#### Ingredients:

3 Roma tomatoes  
4 cloves garlic  
1/2 red onion  
1/2 cup basil  
2 tablespoons olive oil  
Salt to taste  
Splash of balsamic vinegar  
1 loaf of baguette, sliced

#### For the crostini:

Put slices of bread evenly on a sheet pan

Spray or brush with olive oil

Bake at 350 for about 10 minutes.

#### For the topping:

Chop Roma tomatoes, garlic basil and red onion, mix together.

Add salt, oil and vinegar to taste.

Serve on a crostini

Enjoy!!!



Our boutique has been popular these last few months despite the virus and would benefit from donations to sell. Many thanks to Jill Anderson for making masks, they made a huge difference in the bottom line and Ruthie Jeffords's carload of things from her neighbor.

Send Grapevine Articles to:

[gcsppgrapevinenews@gmail.com](mailto:gcsppgrapevinenews@gmail.com)

The Garden Club of St. Petersburg offers a beautiful venue for special occasions.

*GCSP Members receive a 10% discount!*

- Weddings
- Receptions
- Bar Mitzvah
- Bat Mitzvah
- Anniversaries
- Memorials
- Fund Raisers
- Civic Affairs
- Meetings
- Reunions

For information and rental rates call:  
**Carol Lucia @ 727-393-8276**  
**gardenclubstpete@aol.com**



You could have your Wedding or Reception at the Garden Club of St. Petersburg. Our grounds feature a beautiful Wisteria



Then come into the COOL Garden Club of St. Petersburg for your reception. Decorated to your liking.

Examples of how the room can be decorated.



The Garden Club is available to rent.

**Do You Need a Facility for an Event?**

Contact Carol Lucia,  
 or see Rental Information on our website,  
[www.gardenclubstpetersburg.org](http://www.gardenclubstpetersburg.org)

# Junior Gardening

## Youth Gardening Camp

Our Youth Gardening Camp is finally here! Our first class was Sunday, Feb. 6th, 1:00-3:30. Our next classes are Feb.20, March 6, March 27, and April 10. We have been working hard getting the classes ready to go! We have a lot of fun activities planned. Check out the 'Butterfly Garden' and see our wonderful raised bed (it's now 2 layers high and much better than before). You will see that they will each have their own plot with plants and seeds that they have planted. They will maintain their garden plot for the rest of the camp. It will be fun to see how well the plants...seeds...and the students will thrive. We think the children will have fun and ... LEARN something as well!

Sally and Sandee



Gardening

**Junior Gardening** began on January 26, 2020. Three children are enrolled and two more are joining us in February. Notice of the program and contact number will be sent to the Gabber and Tampa Times on Monday and run for two weeks.

The children planted carrot and radish seed in the new garden bed. It was a true group effort. The radishes are already showing their green leaves. Jr. gardeners help plan the rest of the garden bed; making sure we would not forget the sun flowers and butterfly "plants."

Besides planting the children made a delicious snack of dirt—chocolate pudding and crushed Oreos—with a worm and a flower all in a pot (ice cream cone).

The morning finished with each child making a terrarium to take home and care for and they wrote in their journals that Janet Johnson made. All in all this first Sunday was a wonderful beginning to the Junior Garden Club 2020.



We would love to have more garden people involved. You do not have to be at every session but come when you can. We have room for your suggestions and ideas so please come.

Thank you to Sally Farr, Sandy Bucossi and Sandra Doherty who did so much to make the day work. They were a great team.

Next program will be on March 1, 2020:  
 A Seed is a Promise.

